LATVERA

TECHNICAL COLLECTION 12 / 2026

PANDORA

Insulated Sliding Glass System

Isıcamlı Sürme Cam Sistemi

6063-T6 ALUMINUM PROFILES

TECHNICAL CATALOG | MM (FEET-INCH)

PANDORA CAM SİSTEMLERİ PANDORA Glass Systems

PANDORA Isıcamlı Sürme Cam Sistemleri, iç ve dış arasındaki hava boşluğu sayesinde daha iyi bir ısı yalıtımı sağlar. Bu, iç mekanın sıcaklığını korurken dış mekanın etkilerini azaltır ve enerji tasarrufu sağlar.

PANDORA Isıcamlı Sürme Cam Sistemleri, sadece ısı geçişini değil aynı zamanda ses geçişini de azaltır. Bu, iç mekanda daha sessiz bir ortam sağlar.

PANDORA Isıcamlı Sürme Cam Sistemleri, modern ve şık bir görünüm sunar. 2'li , 3'lü , 4'lü , 5'li , 6'lı , 7'li ve 8'li varyasyonları bulunduğu için her ortamda tercih edilebilir.

Isıcam, iç mekanı daha rahat ve konforlu hale getirir. Sıcaklık dalgalanmalarını düzenler.

LATVERA Architectural Systems | www.latvera.com

PANDORA Insulated Sliding Glass Systems provide better thermal insulation thanks to the air gap between the interior and exterior. This helps maintain the temperature inside while reducing the effects of the external environment and saving energy.

PANDORA Insulated Sliding Glass Systems not only reduce heat transfer but also minimize sound transmission, creating a quieter indoor environment.

PANDORA Insulated Sliding Glass Systems offer a modern and stylish appearance. They come in 2-panel, 3-panel, 4-panel, 5-panel, 6-panel, 7-panel, and 8-panel variations, making them suitable for any space.

Insulated glass makes the interior more comfortable and cozy, regulating temperature fluctuations.

ARTMINYUM®
Outdoor of Art
Dış Yaşamda Sanat

6063-T6 ALUMINUM PROFILES

6063-T6 alüminyum profiller

Materials: aluminum profiles, stainless steel and Delrin components.

Finish: RAL color selection; confirm the physical finish sample.

Source system limits: height 3000 mm (≈ 9'-10 1/8"); overall width 10000 mm (≈ 32'-9 11/16").

SYSTEM CONFIGURATION

Insulated sliding glazing with tempered glass. Final glazing composition and panel configuration are project-specific.

Temperli cam kullanılan ısıcamlı sürme sistem. Cam bileşimi ve kanat düzeni projeye göre belirlenir.

ARTMINYUM®
Aluminum Profile Systems

ERVIZIO
GONDOLE
IZIO GONDOLE



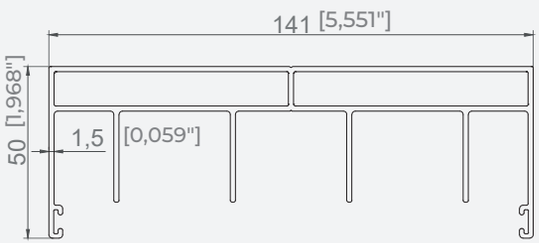

Üst Ray Profili / *Top Rail Profile*

Ürün Kodu / *Product Code*	2069
Ağırlık / *Weight*	2,054 kg/m 4,528 lb/m



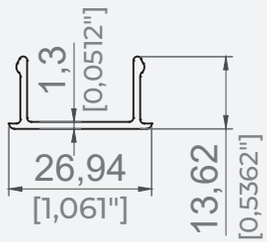

Yan Ray Profili Kapağı / Side Rail Cover Profile

Ürün Kodu / *Product Code*	2067
Ağırlık / *Weight*	0,186 kg/m 0,410 lb/m



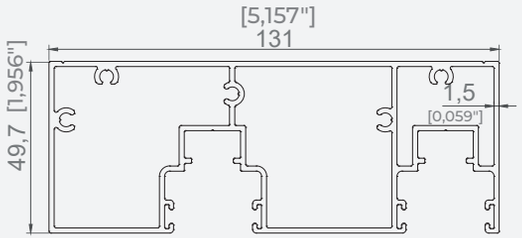

Yan Ray Profili / *Side Rail Profile*

Ürün Kodu / *Product Code*	2066
Ağırlık / *Weight*	2,414 kg/m 5,322 lb/m



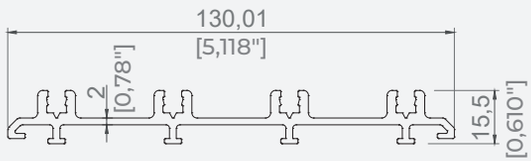

Alt Kasa Profili / *Bottom Case Profile*

Ürün Kodu / *Product Code*	2070
Ağırlık / *Weight*	1,480 kg/m 3,263 lb/m

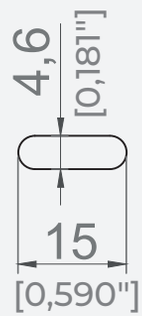

Alt Ray Teker Profili / *Bottom Rail Wheel Profile*

Ürün Kodu / *Product Code*	2117
Ağırlık / *Weight*	0,185 kg/m 0,408 lb/m

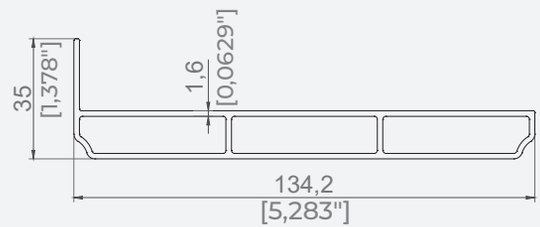

Baza Profili / *Sill Profile*

Ürün Kodu / *Product Code*	2566
Ağırlık / *Weight*	1,423 kg/m 3,137 lb/m

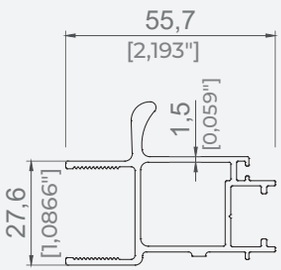

60x17,2 Cam Kapak Profili / *60x17,2 Glass Cover Profile*

Ürün Kodu / *Product Code*	2068
Ağırlık / *Weight*	0,878 kg/m 1,936 lb/m

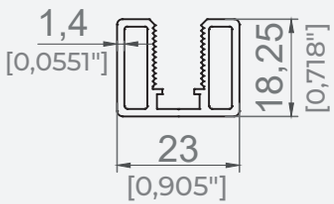

8mm Cam Adaptör Profili / *8mm Glass Adapter Profile*

Ürün Kodu / *Product Code*	2150
Ağırlık / *Weight*	0,375 kg/m 0,827 lb/m

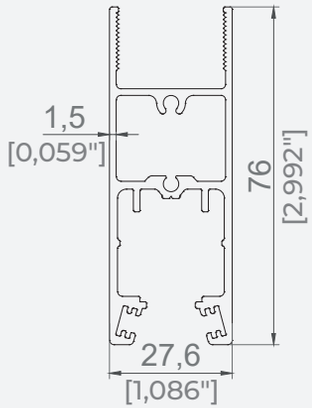

22mm Cam Panel Alt Profili /
22mm Glass Panel Bottom Profile

Ürün Kodu / *Product Code*	2565
Ağırlık / *Weight*	1,205 kg/m 2,657 lb/m

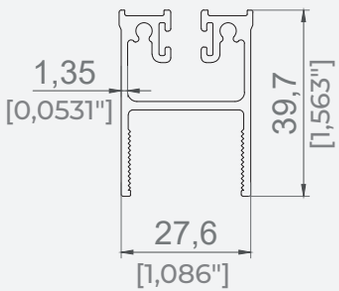

22 mm Cam Panel Üst Profili /
22 mm Glass Panel Top Profile

Ürün Kodu / *Product Code*	2071
Ağırlık / *Weight*	0,703 kg/m 1,550 lb/m

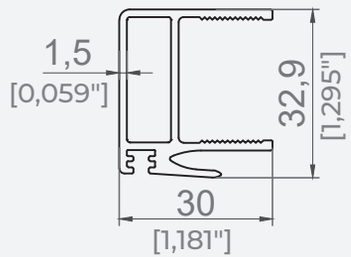

62,2x32,3 Kenar Cam Kapak Profili /
62,2x32,3 Side Glass Cover Profile

Ürün Kodu / *Product Code*	2065
Ağırlık / *Weight*	0,585 kg/m 1,290 lb/m

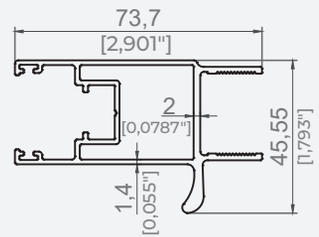

Orta Kanat Birleştirme Profili / *Middle Panel Side Profile*

Ürün Kodu / *Product Code*	2149
Ağırlık / *Weight*	1,160 kg/m 2,557 lb/m

Sağ Sürme Seti
Kod: Srm-01

Sliding Set Right
Code: Srm-01

Kasa Alt Köşe Takozu
Case Lower Corner Wedge

Kod / *Code*	Srm-01
Adet / *Piece*	2

Kasa Üst Köşe Takozu
Case Top Corner Wedge

Kod / *Code*	Srm-01
Adet / *Piece*	2

Sürme Teker Çiftli Alt
Sliding Wheel Double Bottom

Kod / *Code*	Srm-07
Adet / *Piece*	8

Kollu Kanat Üst Plastik
Arm Wing Top Plastic

Kod / *Code*	Srm-01
Adet / *Piece*	2

Kollu Kanat Alt Plastik
Arm Wing Lower Plastic

Kod / *Code*	Srm-01
Adet / *Piece*	2

Tırnaklı Kanat Üst Plastik
Spiked Wing Top Plastic

Kod / *Code*	Srm-01
Adet / *Piece*	6

Sürme Üst Teker
Sliding Upper Wheel

Kod / *Code*	Srm-11
Adet / *Piece*	16

Tırnaklı Kanat Alt Plastik
Spiked Wing Lower Plastic

Kod / *Code*	Srm-01
Adet / *Piece*	2

Sol Sürme Seti
Kod: Srm-02

Sliding Set Left
Code: Srm-02

Kasa Alt Köşe Takozu
Case Lower Corner Wedge

Kod / *Code*	Srm-02
Adet / *Piece*	2

Kasa Üst Köşe Takozu
Case Top Corner Wedge

Kod / *Code*	Srm-02
Adet / *Piece*	2

Sürme Teker Çiftli Alt
Sliding Wheel Double Bottom

Kod / *Code*	Srm-07
Adet / *Piece*	8

Kollu Kanat Üst Plastik
Arm Wing Top Plastic

Kod / *Code*	Srm-02
Adet / *Piece*	2

Kollu Kanat Alt Plastik
Arm Wing Lower Plastic

Kod / *Code*	Srm-02
Adet / *Piece*	2

Tırnaklı Kanat Üst Plastik
Spiked Wing Top Plastic

Kod / *Code*	Srm-02
Adet / *Piece*	6

Sürme Üst Teker
Sliding Upper Wheel

Kod / *Code*	Srm-11
Adet / *Piece*	16

Tırnaklı Kanat Alt Plastik
Spiked Wing Lower Plastic

Kod / *Code*	Srm-02
Adet / *Piece*	2

Sürme Cam Sistemi
Aksesuarları

Sliding Glass
Accessories

İspanyolet
Espagnolette

Kod / *Code*	Srm-03
Adet / *Piece*	2

İspanyolet Karşılığı
Espagnolette Equivalent

Kod / *Code*	Srm-04
Adet / *Piece*	6

Kilitsiz Kol (Yerli)
Unlocked Handle

Kod / *Code*	Srm-12-1
Adet / *Piece*	1

Kilitli Kol(Yerli)
Locked Handle

Kod / *Code*	Srm-13-1
Adet / *Piece*	1

Kilitsiz Kol (Roto)
Unlocked Handle

Kod / *Code*	Srm-12
Adet / *Piece*	1

Kilitli Kol (Roto)
Locked Handle

Kod / *Code*	Srm-13
Adet / *Piece*	1

Sürme Orta Birleşim Plastik
Sliding mid-joint plastic

Kod / *Code*	Srm-17
Adet / *Piece*	1

EPDM Contra
EPDM Gasket

Kod / *Code*	Srm-16
Uzunluk / *Length*	300 meters

6.7x550 Kıl Fitili
6.7x550 Brush

Kod / *Code*	Srm-14
Rulo / Roll	375 Meters
Adet / *Piece*	1500 Meters

4.8x500 Kıl Fitili
4.8x450 Brush

Kod / *Code*	Srm-15
Adet / *Piece*	550 Meters 2200 Meters

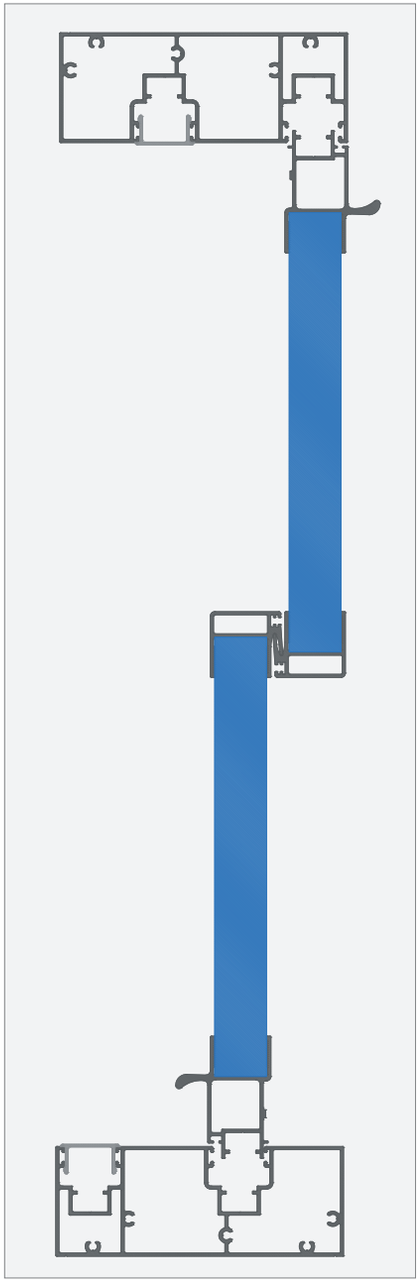

İkili Sistem
Double System

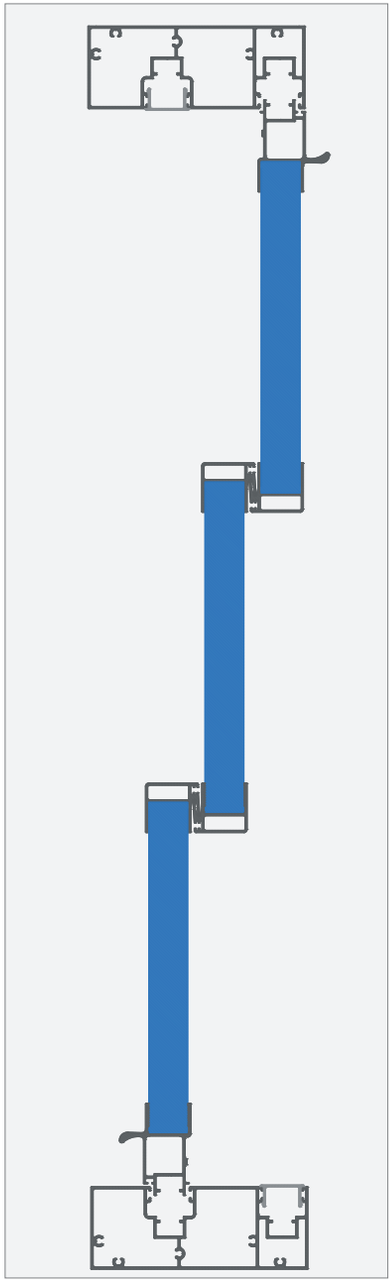

Üçlü Sistem
Triple System

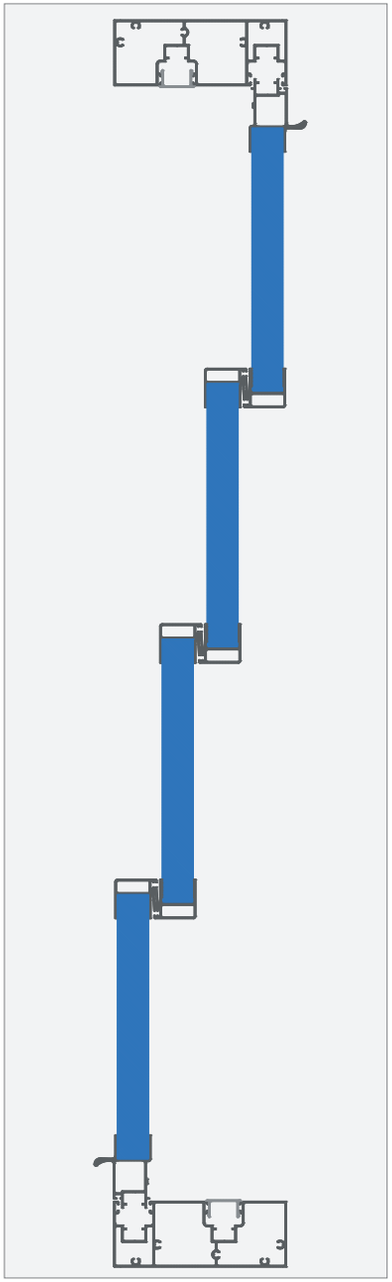

Dörtlü Sistem
Quadruple System

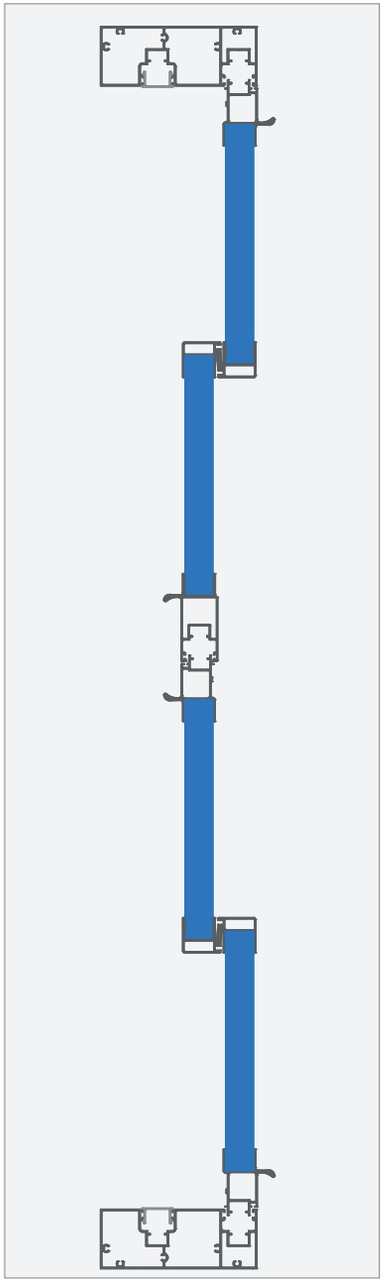

Dörtlü Sistem
Quadruple System

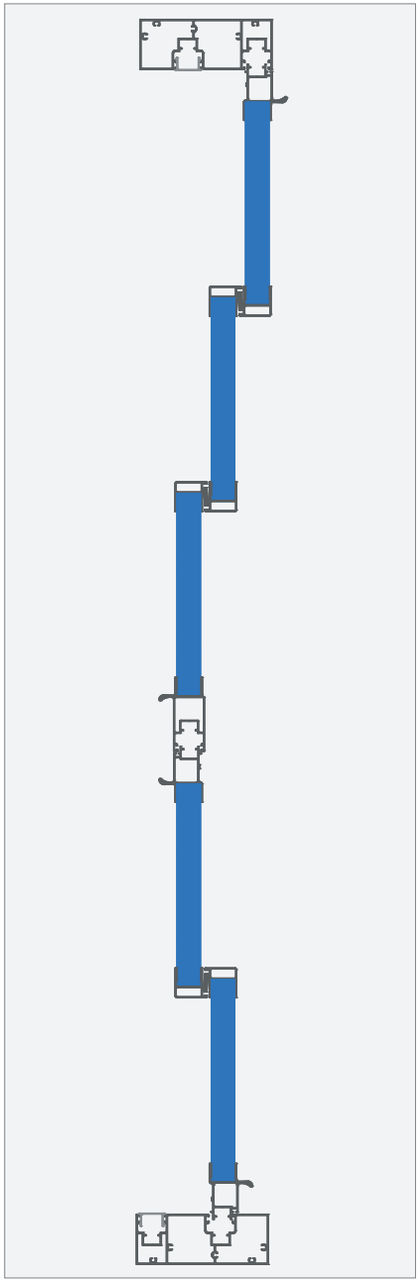

Beşli Sistem
Quintuple System

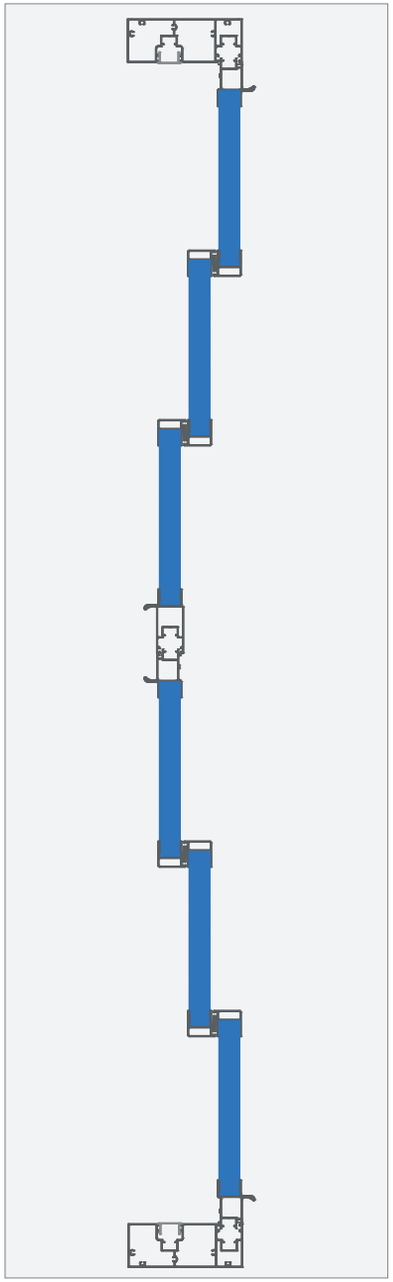

Altılı Sistem
Hexa System

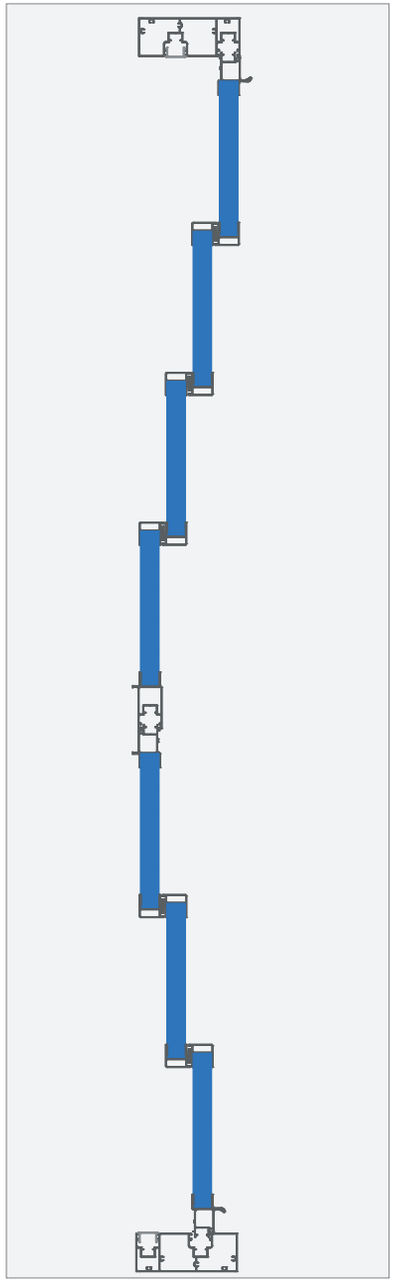

Yedili Sistem
Heptuple System

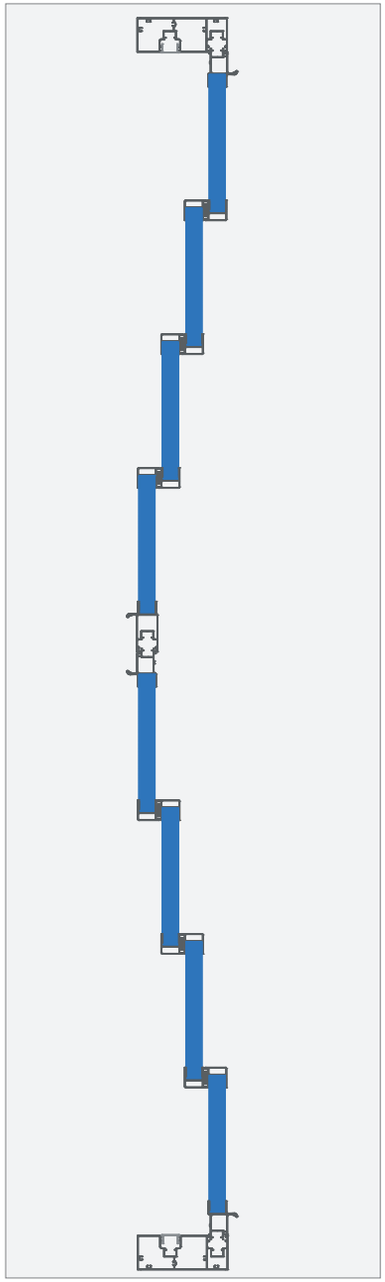

Sekizli Sistem
Octuple System

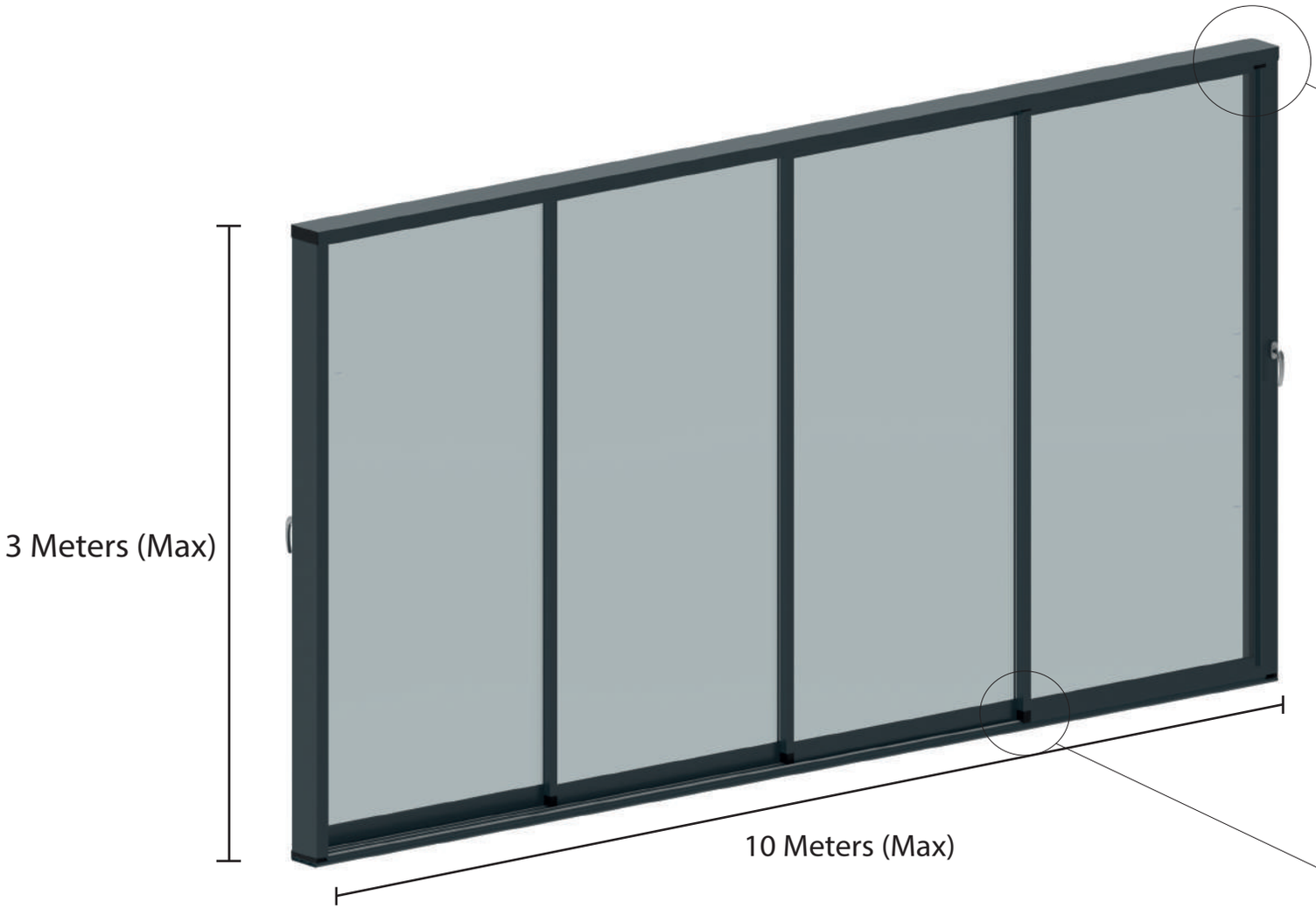



LATVERA Architectural Systems | www.latvera.com

6063-T6 ALUMINUM

Malzeme ve teknik okuma rehberi / Material & specification guide

PROFILE MATERIAL

Aluminum extrusions: 6063-T6. Glass, steel hardware, seals and other components retain their specified materials.

Alüminyum ekstrüzyon profiller: 6063-T6. Cam, çelik aksesuar, conta ve diğer parçalar belirtilen malzemeleriyle kullanılır.

ALLOY & TEMPER

6063 is an aluminum-magnesium-silicon alloy used for architectural extrusions. T6 denotes solution heat treatment and artificial aging.

6063, mimari profillerde kullanılan alüminyum-magnezyum-silisyum alaşımıdır. T6, çözeltiye alma ve yapay yaşlandırma durumunu tanımlar.

READING THE DRAWINGS

Profile dimensions and product codes are shown with each detail. kg/m denotes profile mass per meter; it is not a structural load rating.

Profil ölçüleri ve ürün kodları ilgili detaylarda gösterilir. kg/m, profilin metre başına kütlesidir; taşıma kapasitesi değildir.

PROJECT PERFORMANCE

Allowable spans, glazing, connections, anchors and operating limits must be selected together for the project conditions.

İzin verilen açıklık, cam, bağlantı, ankraj ve çalışma sınırları proje koşullarına göre birlikte belirlenir.

Material terminology: Hydro, 6063 alloy; thyssenkrupp, 6063 material data sheet. Product certification is separate.

CARE & PROJECT SELECTION

Bakım ve proje seçimi

FINISH SELECTION

Confirm the finish code, texture and gloss using a physical sample. Printed and screen colors are illustrative.

Renk kodunu, dokuyu ve parlaklığı fiziksel numune ile doğrulayın. Baskı ve ekran renkleri temsilidir.

ROUTINE CARE

Use a soft cloth and a mild, non-abrasive cleaner compatible with the finish. Keep accessible tracks and drainage paths clear. Follow component instructions.

Yüzeye uygun, aşındırıcı olmayan hafif temizleyici ve yumuşak bez kullanın. Erişilebilir ray ve tahliye kanallarını açık tutun. Bileşen talimatlarına uyun.

OPERATION

Follow the product operating instructions. Keep moving parts clear and stop use if panels, guides or hardware are damaged.

Ürün kullanım talimatlarına uyun. Hareket alanlarını açık tutun; panel, kılavuz veya aksesuarda hasar varsa kullanımı durdurun.

PROJECT DOCUMENTS

Confirm the opening dimensions, installation surfaces, selected components and approved drawings before fabrication.

Üretim öncesinde açıklık ölçülerini, montaj yüzeylerini, seçilen bileşenleri ve onaylı çizimleri doğrulayın.

LATVERA

FACADE & OUTDOOR LIVING SOLUTIONS

www.latvera.com

info@latvera.com | +1 904 227 2345

127 US-130, Bordentown, NJ 08505, USA

MM (FEET-INCH)

Metric dimensions govern fabrication. Imperial values in parentheses are approximate references.

Primary unit: mm. Values ≥ 800 mm: nearest 1/16 in. Smaller values: decimal inches to 0.001 in. P = source drawing page.

1.3 mm (≈ 0'-0.051")	P9
1.35 mm (≈ 0'-0.053")	P12
1.4 mm (≈ 0'-0.055")	P11,12
1.5 mm (≈ 0'-0.059")	P9,11,12
1.6 mm (≈ 0'-0.063")	P10
2 mm (≈ 0'-0.079")	P10,12
4.6 mm (≈ 0'-0.181")	P10
8 mm (≈ 0'-0.315")	P11
13.62 mm (≈ 0'-0.536")	P9
15 mm (≈ 0'-0.591")	P10
15.5 mm (≈ 0'-0.610")	P10
18.25 mm (≈ 0'-0.719")	P11
22 mm (≈ 0'-0.866")	P11,12
23 mm (≈ 0'-0.906")	P11
26.94 mm (≈ 0'-1.061")	P9
27.6 mm (≈ 0'-1.087")	P11,12
30 mm (≈ 0'-1.181")	P12
32.9 mm (≈ 0'-1.295")	P12
35 mm (≈ 0'-1.378")	P10
39.7 mm (≈ 0'-1.563")	P12
45.55 mm (≈ 0'-1.793")	P12
49.7 mm (≈ 0'-1.957")	P9
50 mm (≈ 0'-1.969")	P9
55.7 mm (≈ 0'-2.193")	P11
73.7 mm (≈ 0'-2.902")	P12
76 mm (≈ 0'-2.992")	P11
130.01 mm (≈ 0'-5.119")	P10
131 mm (≈ 0'-5.157")	P9
134.2 mm (≈ 0'-5.283")	P10
141 mm (≈ 0'-5.551")	P9

Ölçüler mm esaslıdır. Parantez içi feet-inch değerleri yuvarlatılmıştır; üretim ölçüsü olarak kullanılmaz.

FINISH & PROJECT SPECIFICATION

Renk, sipariş ve proje hazırlığı | Selected design direction; final configuration by project.

MATERIAL & FINISH

6063-T6 ALUMINUM PROFILES

Use the confirmed alloy/temper for aluminum profiles. Record profile code, wall thickness and material certificate in the order file.

Alüminyum profil malzemesi teyitlidir. Kesit, et kalınlığı ve sertifika sipariş dosyasında eşleştirilir.

SELECTED FINISH DIRECTION

Primary: RAL 7016 - Anthracite grey
Alternates: RAL 9005 - Jet black
RAL 9016 - Traffic white
Design preference: matte powder-coated finish.

Tasarım tercihi: mat antrasit; siyah ve beyaz alternatif. Üretilebilirlik ve kaplama sistemi tedarikçiyle, renk ve doku fiziksel numuneyle kesinleştirilir.

These are proposed finish selections, not confirmed stock options. Printed/screen colors do not replace a physical sample.

SYSTEM ORDERING NOTES

INSULATED SLIDING GLAZING

Record panel sizes, insulating-glass build-up, track drainage and seals.

Kanat ölçüleri, ısıcam bileşimi, ray drenajı ve sızdırmazlık elemanları.

GLASS & HARDWARE

Retain the system-specific glazing build-up shown in the catalog. Schedule panel size, glass treatment, edge details and matching hardware.

Cam bileşimi, temper/laminasyon, kenarlar ve donanım proje bazında belgelenir. Bir sistemin camı diğerine aktarılmaz.

Production dimensions: mm. Parenthesized feet-inch values are approximate. Use the dimension reference appendix for drawing-page conversions.

PERFORMANCE & SCOPE

PROJECT PERFORMANCE

Wind, snow and uplift ratings require a site-specific design or an applicable tested assembly. Published dimensions alone do not establish load capacity.

Yük ve kullanım sınırları proje/ürün belgesiyle belirlenir. 6063-T6 tanımı tek başına sistem kapasitesi belgesi değildir.

OPERATION & CARE

For powered configurations, identify the drive, controller, supply voltage/frequency and U.S. suitability before purchase. Motor lift capacity is separate from wind resistance.

Bakım: uygun üretici talimatını izle; drenaj ve hareket yollarını temiz tut. Hasarlı, sıkışmış veya buzlanmış hareketli sistemi çalıştırma.

Supply, installation, freight, electrical work, permits and warranty coverage are defined in the written project offer. This catalog does not set a warranty duration or add commercial scope.

TECHNICAL DATA | PANDORA

Katalog kaynaklı teknik bilgi özeti / Source-backed component and system references

System envelope	Catalog maximum height 3000 mm (approx. 9'-10 1/8"); maximum total width 10000 mm (approx. 32'-9 11/16").	Source PDF p. 4
Glazing construction	Source describes insulated glazing with tempered panes. The complete pane/cavity build-up is not specified here.	Source PDF p. 4
Panel layouts	Source illustrates 2, 3, 4, 5, 6, 7 and 8-panel configurations.	Source PDF p. 2

SPECIFICATION BASIS

Aluminum profiles: 6063-T6, per LATVERA supplier confirmation. Referenced certificate file 25 was not received or verified with this set. Component options and catalog masses do not establish site-specific structural or lifting capacity. Primary dimensions are mm; imperial values are approximate.

PANDORA

Clarification notes

Technical pages retain their original numbering. These notes identify source discrepancies; they do not replace supplier specifications.

Original pages 13

The last brush-seal entry is labeled 4.8x500 in Turkish and 4.8x450 in English. Confirm the intended brush size with the supplier before selection or ordering; preserve both original numeric labels until then.

Supplier confirmation is required before these values or components are used for specification or ordering.

Source references certificate file 25, outside the received set 1-24. Certificate verification remains pending.